



# Kentwood Police Department

## Monthly Statistical Report

### March 2011

Assisting the Community in Ensuring the Safety, Individual Rights, and Quality of Life for All Citizens

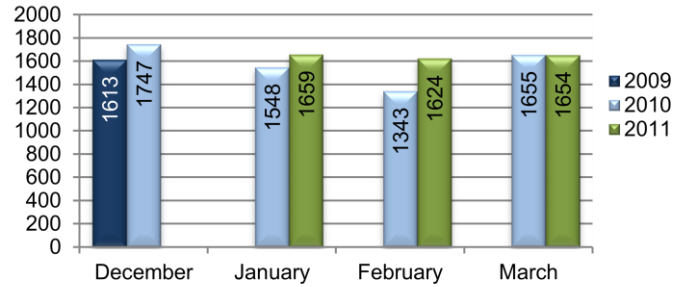
#### Uniform Crime Reporting Data

Violent Crime	2010	2011	2010 YTD	2011 YTD
Murder	0	0	1	0
Rape	2	1	5	6
Robbery	3	4	9	14
Aggravated Assault	15	8	36	18
<b>Total Violent Crime</b>	<b>20</b>	<b>13</b>	<b>51</b>	<b>38</b>
Property Crime				
Arson	0	0	2	0
Burglary	12	10	42	45
Larceny	68	86	229	210
Motor Vehicle Theft	10	0	20	10
<b>Total Property Crime</b>	<b>90</b>	<b>96</b>	<b>293</b>	<b>265</b>
<b>Total Index Crime</b>	<b>110</b>	<b>109</b>	<b>344</b>	<b>303</b>
Non-Index Crime				
Non-Aggravated Assault	29	24	86	80
Forgery & Counterfeiting	0	2	1	6
Embezzlement	2	4	6	8
Fraud	12	15	45	39
Stolen Property	1	0	3	3
Weapons Offenses	8	1	13	5
Prostitution & Vice	0	0	0	1
Sex Offenses	5	0	5	2
Narcotics Laws	19	26	64	68
Family & Children	3	3	13	12
OWI	9	11	28	35
Disorderly Conduct	14	6	35	16
<b>Total Non-Index Crimes</b>	<b>102</b>	<b>92</b>	<b>299</b>	<b>275</b>
All Other Minor Crime	168	100	439	295
<b>Overall Reported Crime</b>	<b>380</b>	<b>301</b>	<b>1,082</b>	<b>873</b>

#### Calls for Service

Activity	2010	2010 YTD	2011	2011 YTD
Calls For Service	1,655	4,546	1,654	4,937

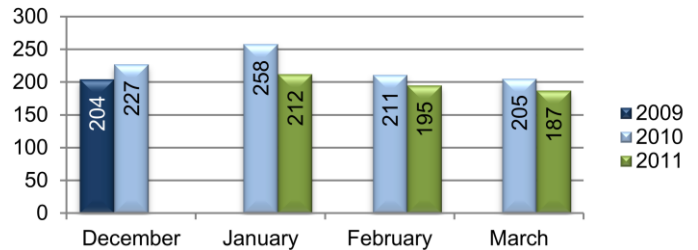
#### Calls for Service Data Summary Comparison



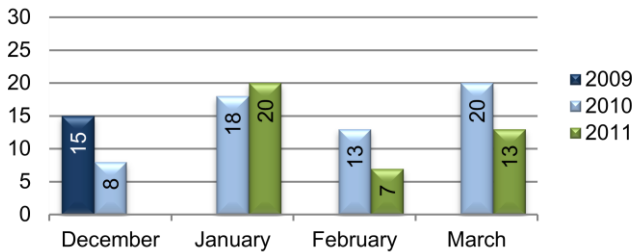
#### Arrest Data

Activity	2010	2010 YTD	2011	2011 YTD
Juvenile Arrests	36	133	40	100
Adult Arrests	169	541	147	494
<b>Total Arrests</b>	<b>205</b>	<b>674</b>	<b>187</b>	<b>594</b>

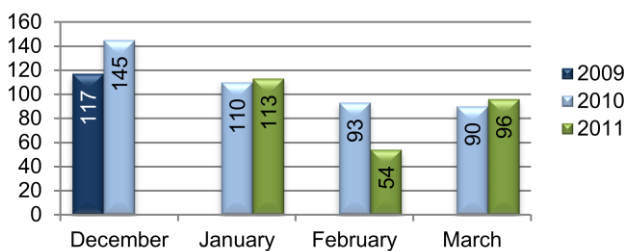
#### Arrest Charges Data Summary Comparison



#### Violent Crime Summary Comparison



#### Property Crime Summary Comparison



#### Traffic Data

Activity	2010	2010 YTD	2011	2011 YTD
Total Accidents w/o Injury	49	240	N/A	N/A
Total Accidents w/ Injury	16	59	N/A	N/A
Traffic Citations	662	1,558	464	1,419

#### Traffic Accident Data Summary Comparison

