



Kentwood Police Department

Monthly Statistical Report

December 2011

Assisting the Community in Ensuring the Safety, Individual Rights, and Quality of Life for All Citizens

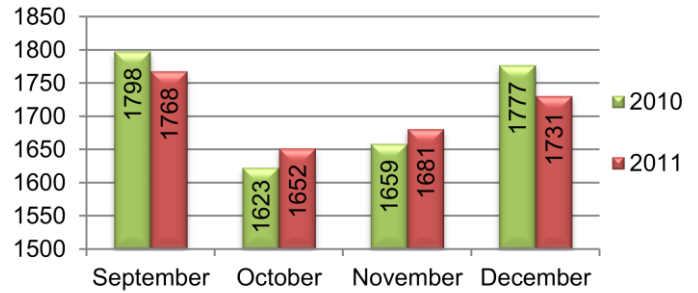
Uniform Crime Reporting Data

Violent Crime	2010	2010 YTD	2011	2011 YTD
Murder	0	1	0	0
Rape	0	20	2	27
Robbery	3	49	5	53
Aggravated Assault	5	117	15	92
Total Violent Crime	8	187	22	172
Property Crime				
Arson	2	12	0	4
Burglary	25	342	18	291
Larceny	110	1,172	70	1,048
Motor Vehicle Theft	9	89	2	59
Total Property Crime	146	1,615	90	1,402
Total Index Crime	154	1,802	112	1,574
Non-Index Crime				
Non-Aggravated Assault	29	403	23	315
Forgery & Counterfeiting	1	7	2	17
Embezzlement	2	18	5	27
Fraud	19	185	15	162
Stolen Property	0	14	2	19
Weapons Offenses	2	35	2	26
Prostitution & Vice	0	1	0	3
Sex Offenses	1	23	1	8
Narcotics Laws	31	281	20	289
Family & Children	1	56	4	52
OWI	15	116	22	162
Disorderly Conduct	6	118	7	71
Total Non-Index Crimes	107	1,257	103	1,151
All Other Minor Crime	164	1,966	165	1,643
Overall Reported Crime	425	5,025	380	4,368

Calls for Service

Activity	2010	2010 YTD	2011	2011 YTD
Calls For Service	1,777	20,830	1,731	21,280

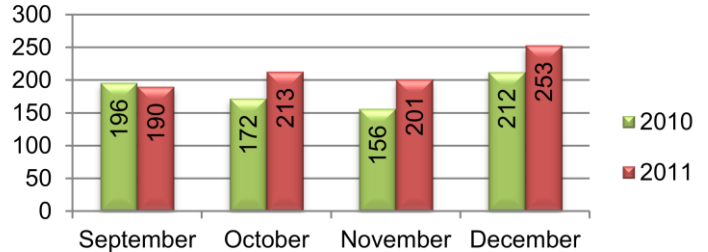
Calls for Service Data Comparison



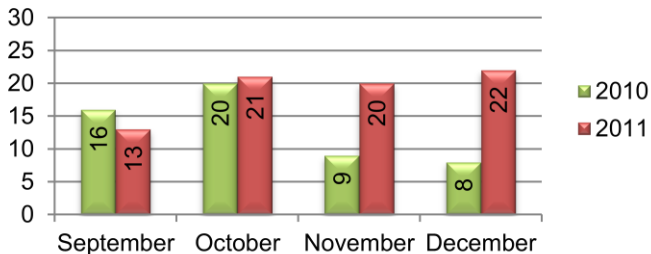
Arrest Data

Activity	2010	2010 YTD	2011	2011 YTD
Adult Arrests	170	1,998	213	2,049
Juvenile Arrests	42	464	40	422
Total Arrests	212	2,462	253	2,471

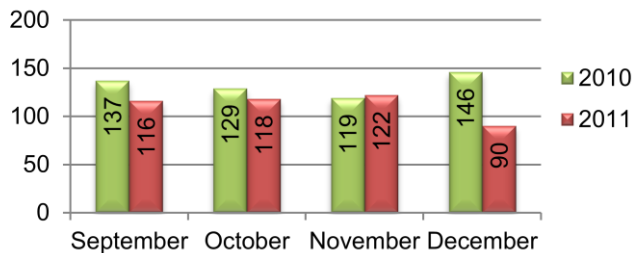
Total Arrests Data Comparison



Violent Crime Data Comparison



Property Crime Data Comparison



Traffic Data

Activity	2010	2010 YTD	2011	2011 YTD
Total Accidents w/o Injury	98	866	97	816
Total Accidents w/ Injury	28	287	36	300
Traffic Citations	764	7,084	677	6,797

Traffic Accident Data Comparison

